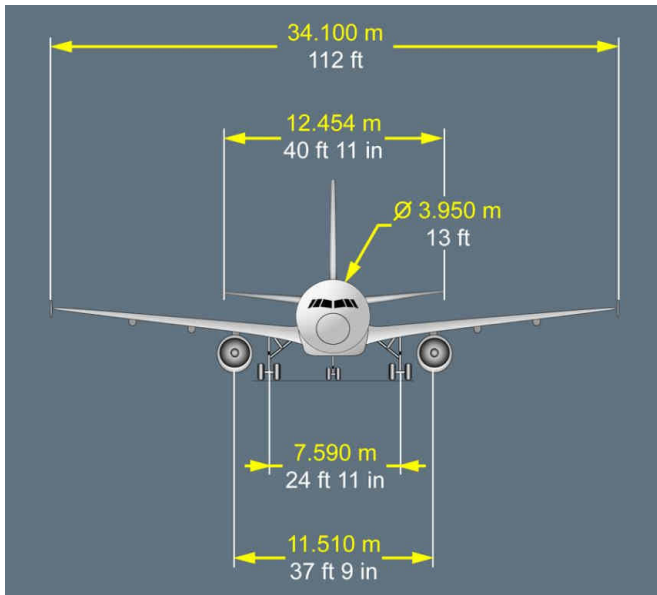
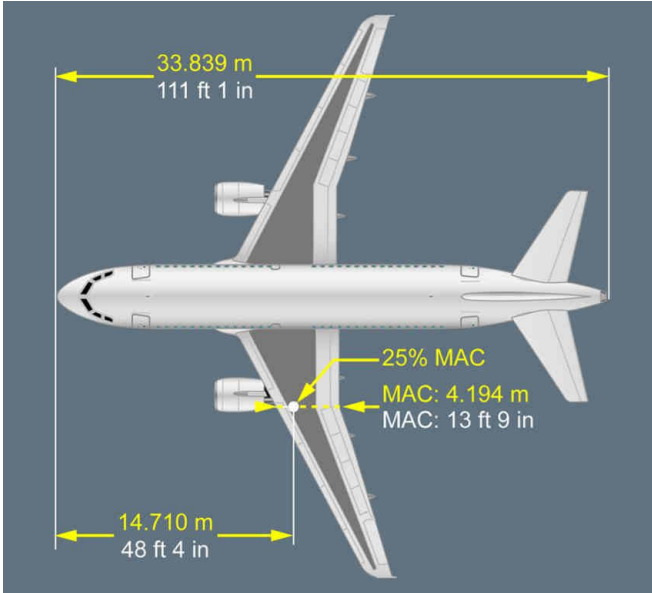



3-VIEW DRAWINGIdent.: GEN-VIEW-00006880.0004001 / 23 NOV 09
Criteria: A319**APPROVED**Front View

Top View

Side View


	WING	
Reference area	122.4 m ²	1 317 ft ² 72 in ²
Root chord	6.074 m	19 ft 11 in
MAC (LA)	4.194 m	13 ft 9 in
Aspect ratio	9.396	



A319
AIRPLANE FLIGHT MANUAL

GENERAL
3-VIEW DRAWING

HORIZONTAL TAIL PLANE		
Reference area	31 m ²	333 ft ² 98 in ²
MAC (LH)	2.701 m	8 ft 10 in
Aspect ratio	5.00	
Distance from 25 % LA to 25 % LH	15.454 m	50 ft 9 in

VERTICAL TAIL PLANE		
Reference area	21.51 m ²	231 ft ² 77 in ²
MAC (LV)	3.948 m	12 ft 11 in
Aspect ratio	1.6	
Distance from 25 % LA to 25 % LV	14.589 m	47 ft 11 in



A319
AIRPLANE FLIGHT MANUAL

GENERAL
3-VIEW DRAWING

Intentionally left blank