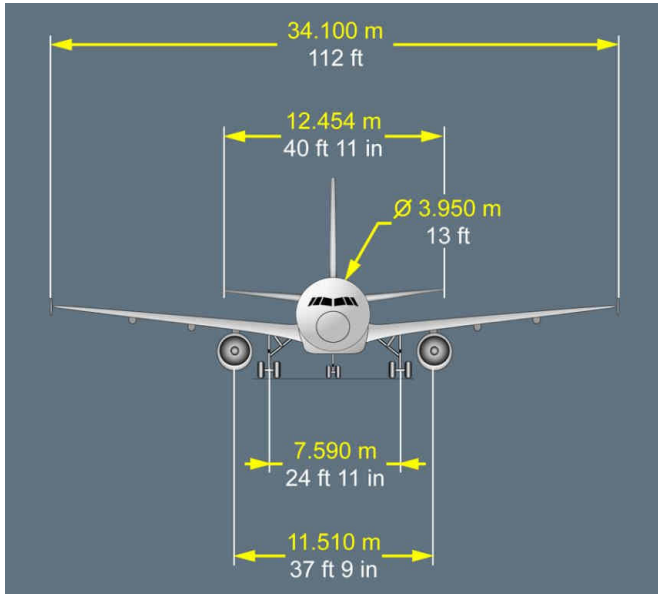



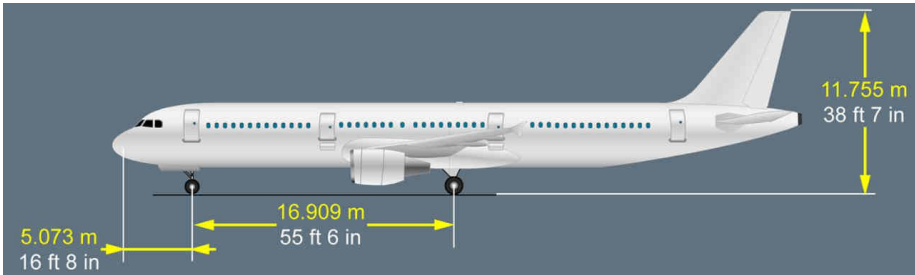
3-VIEW DRAWING

Ident.: GEN-VIEW-00006880.0003001 / 23 NOV 09
Criteria: A321

APPROVED

Front View



Top View

Side View


	WING	
Reference area	126 m ²	1 356 ft ² 36 in ²
Root chord	6.259 m	20 ft 6 in
MAC (LA)	4.339 m	14 ft 3 in
Aspect ratio	9.1	

	HORIZONTAL TAIL PLANE	
Reference area	31 m ²	333 ft ² 98 in ²
MAC (LH)	2.701 m	8 ft 10 in

Continued on the following page



A321
AIRPLANE FLIGHT MANUAL

GENERAL
3-VIEW DRAWING

Continued from the previous page

HORIZONTAL TAIL PLANE		
Aspect ratio	5	
Distance from 25 % LA to 25 % LH	20.255 m	66 ft 6 in

VERTICAL TAIL PLANE		
Reference area	21.51 m ²	231 ft ² 77 in ²
MAC (LV)	3.948 m	12 ft 11 in
Aspect ratio	1.6	
Distance from 25 % LA to 25 % LV	19.390 m	63 ft 8 in



A321
AIRPLANE FLIGHT MANUAL

GENERAL
3-VIEW DRAWING

Intentionally left blank